

# STEAM SOLUTIONS FOR HEALTHY LIVING

2019 PRICE BOOK FOR RESIDENTIAL AND  
COMMERCIAL STEAM BATH GENERATORS

**amerec**<sup>®</sup>  
STEAM. SAUNA. SOLUTIONS.

P.O. Box 2258 | 17683 128th Place NE, #C | Woodinville, WA 98072, USA  
Toll-Free 1-800-331-0349  
amerec@amerec.com | www.amerec.com

Amerec reserves the right to change specifications and design without notice.  
All prices, terms, specifications and policies are subject to change without notice.

© 2019 Amerec Steam

4213-16 02/19

# AX STEAM GENERATORS

## Performance Features of Amerrec AX Generators

- Sequential Temperature Control delivers a more consistent flow of Soft Steam and a more stable, comfortable steam bath experience.
- 4 sizes handle a range of steam bath sizes up to 550 cubic feet.
- AX generators can be connected together to heat steam baths larger than 550 cubic feet.
- Intelligent start pre-heats bath to be ready when needed.
- Warm Start, a feature used in Day Spas and for use with A6 control only, maintains a tank water temperature at just below boiling, which reduces heating time by 2-3 minutes. Warm Start cable must be ordered separately.\* (Specify when ordering)
- 240 and 208 volt models can be wired in the field for 1 or 3 phase power.
- Stainless steel tank and water level probes provide years of trouble-free operation.
- Removable heating elements provide easy and economical service.



### How to select the proper AX generator kW size:

- Step 1** Calculate the cubic footage of the steam room by multiplying Length x Width x Height = cubic feet. (Maximum recommended ceiling height is 8')
- Step 2** If wall and ceiling surface material is natural stone (marble, granite, slate, travertine, porcelain tile, etc.) multiply cubic footage in Step 1 by 1.75 = cubic feet.
- Step 3** Select the appropriate kW size generator based on cubic footage range below.

| Model  | kW   | Cubic Footage Min - Max | 240 Volt 1 or 3 Phase Item No. | 208 Volt 1 or 3 Phase Item No. | List Price |
|--------|------|-------------------------|--------------------------------|--------------------------------|------------|
| AX4.5  | 4.5  | 60-90                   | 9016-120                       | 9016-150                       | \$ 2,280   |
| AX7.5  | 7.5  | 80 - 200                | 9016-400                       | 9016-500                       | \$ 2,800   |
| AX11   | 11.2 | 175 - 375               | 9016-600                       | 9016-700                       | \$ 3,260   |
| AX14 * | 14.1 | 350 - 550               | 9016-800                       | 9016-900                       | \$ 3,730   |

\* MUST ORDER (1) ADDITIONAL STEAM HEAD FOR AX14

- Warm Start Cable 8855-139
- Ganging Cable 8855-138

# AX CONTROL PACKAGES

## ALL NEW A6 TOUCH SCREEN CONTROL & ACCESSORY PACKAGES

### FOR QUICK & EASY ORDERING

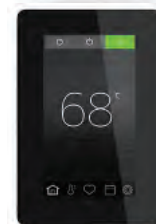
#### A6 Touch Screen Control Features - *Must use A6 or Elite as Primary Control*

- 4.3" capacitive touchscreen.
- Low profile surface mount or recessed mount assembly available.
- Intelligent Start pre-heats bath to be ready when needed.
- Temperature control and time duration adjustments.
- Controls colored lights and fragrance injector options.
- Monthly calendar programming.
- Weekday programming.
- Stores favorite bath settings.
- "amerecConnect" Wi-Fi app controls bath operation.
- Multiple languages.
- Energy saving function - Standby mode.
- Dimensions 3.5"W x 5.0"H x 0.53"D

A6



Elite  
Available  
June 2019



#### Olympic Package



- Includes:**
- 1 - A6 Touch Screen Control
  - 1 - ComfortFlo Steam Head
  - 1 - 3DTX Auto Drain
  - 1 - ADP Drip Pan

|                     |                   |          |         |
|---------------------|-------------------|----------|---------|
| Olympic Package-CP  | Polished Chrome   | 9016-101 | \$1,800 |
| Olympic Package-WH  | White             | 9016-104 | \$1,800 |
| Olympic Package-PN  | Polished Nickel   | 9016-105 | \$1,800 |
| Olympic Package-BN  | Brushed Nickel    | 9016-106 | \$1,800 |
| Olympic Package-ORB | Oil Rubbed Bronze | 9016-107 | \$1,800 |
| Olympic Package-BB  | Brushed Bronze    | 9016-108 | \$2,000 |
| Olympic Package-MB  | Matte Black       | 9016-109 | \$2,000 |

#### Cascade Package



- Includes:**
- 1 - A6 Touch Screen Control
  - 1 - ComfortFlo Steam Head
  - 1 - 3DTX Auto Drain
  - 1 - ADP Drip Pan
  - 2 - Chromatherapy Lights
  - 1 - Fragrance Injector Pump

|                     |                   |          |         |
|---------------------|-------------------|----------|---------|
| Cascade Package-CP  | Polished Chrome   | 9026-101 | \$3,500 |
| Cascade Package-WH  | White             | 9026-104 | \$3,500 |
| Cascade Package-PN  | Polished Nickel   | 9026-105 | \$3,500 |
| Cascade Package-BN  | Brushed Nickel    | 9026-106 | \$3,500 |
| Cascade Package-ORB | Oil Rubbed Bronze | 9026-107 | \$3,500 |
| Cascade Package-BB  | Brushed Bronze    | 9026-108 | \$3,700 |
| Cascade Package-MB  | Matte Black       | 9026-109 | \$3,700 |

# AX INDIVIDUAL STEAM CONTROLS & ACCESSORIES

## A6 Touch Screen Control Panel Kit, Dimensions 3.5"W x 5"H x 0.5"D

Includes A6 control, steam head, and sensor.

|                    |                   |          |         |
|--------------------|-------------------|----------|---------|
| A6 Control Kit-CP  | Polished Chrome   | 9106-101 | \$1,200 |
| A6 Control Kit-WH  | White             | 9106-104 | \$1,200 |
| A6 Control Kit-PN  | Polished Nickel   | 9106-105 | \$1,200 |
| A6 Control Kit-BN  | Brushed Nickel    | 9106-106 | \$1,200 |
| A6 Control Kit-ORB | Oil Rubbed Bronze | 9106-107 | \$1,200 |
| A6 Control Kit-BB  | Brushed Bronze    | 9106-108 | \$1,400 |
| A6 Control Kit-MB  | Matte Black       | 9106-109 | \$1,400 |

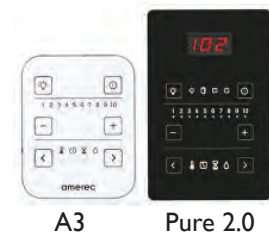


Elite control and trim packages: available June 2019. Call for pricing and item numbers

## A3 Control Panel Kit, A3 Dimensions 3.4"W x 4.25"H x 0.3"D (Pure 3.5" x 5" x 0.5")

Includes A3 control, steam head, and sensor.

|                    |                   |          |        |
|--------------------|-------------------|----------|--------|
| A3 Control Kit-CP  | Polished Chrome   | 9103-101 | \$ 660 |
| A3 Control Kit-WH  | White             | 9103-104 | \$ 660 |
| A3 Control Kit-PN  | Polished Nickel   | 9103-105 | \$ 660 |
| A3 Control Kit-BN  | Brushed Nickel    | 9103-106 | \$ 660 |
| A3 Control Kit-ORB | Oil Rubbed Bronze | 9103-107 | \$ 660 |
| A3 Control Kit-BB  | Brushed Bronze    | 9103-108 | \$ 860 |
| A3 Control Kit-MB  | Matte Black       | 9103-109 | \$ 860 |



Pure 2.0 control and trim packages: available June 2019. Call for pricing and item numbers

## 3DTX Automatic Drain Valve for AX Series Generators

Order one per generator.

|                                |          |        |
|--------------------------------|----------|--------|
| 3DTX Automatic Drain Valve Kit | 9210-205 | \$ 400 |
|--------------------------------|----------|--------|



## Stainless Steel Generator Drip Pan

Order one per generator. Dimensions: 26" x 8" x 2".

|  |          |        |
|--|----------|--------|
| ADP Stainless Steel Generator Drip Pan with Threaded Drain Fitting | 9210-110 | \$ 150 |
|--|----------|--------|



## ComfortFlo™ Steam Head w/ Insulator

|          |                   |         |        |
|----------|-------------------|---------|--------|
| CFSH-CP  | Polished Chrome   | 8812-31 | \$ 180 |
| CFSH-WH  | White             | 8812-34 | \$ 180 |
| CFSH-PN  | Polished Nickel   | 8812-35 | \$ 180 |
| CFSH-BN  | Brushed Nickel    | 8812-36 | \$ 180 |
| CFSH-ORB | Oil Rubbed Bronze | 8812-37 | \$ 180 |
| CFSH-BB  | Brushed Bronze    | 8812-38 | \$ 300 |
| CFSH-MB  | Matte Black       | 8812-39 | \$ 300 |



# AX INDIVIDUAL STEAM ACCESSORIES

## BlueCube Steam Shower Sound System

The BlueCube Steam Shower Sound System offers superior sound quality for your personal steam shower. The BlueCube hideaway stereo is designed to be out-of-sight and plays music wirelessly via a Bluetooth enabled device or Smartphone. Includes an RF 2-way remote control and a pair of waterproof flush-mount 2-way speakers.



|          |                             |          |         |
|----------|-----------------------------|----------|---------|
| BLUECUBE | Sound System, Speakers      | 9252-058 | \$1,300 |
| SPEAKERS | Waterproof Speakers, 1 pair | 9252-030 | \$ 500  |

## LED Light Kit - For use with A6 Control Only

Chromatherapy/ White light kit includes two (2) LED's, housing and transformer. Maximum of two (2) LED's per transformer. Amerec A6 will control LED light systems.



|            |                             |          |        |
|------------|-----------------------------|----------|--------|
| LED Kit-AX | Chromatherapy/White LED Kit | 9223-216 | \$ 850 |
|------------|-----------------------------|----------|--------|

## Fragrance Injector Pump Kit - A6 Control Must be Used

Delivers essence oils directly into the copper steam line. Pump kit includes pump, one (1) 16 oz. bottle of Eucalyptus oil and wall mounted caddy.



|          |                        |          |        |
|----------|------------------------|----------|--------|
| A220FP-2 | Fragrance Injector Kit | 9223-224 | \$ 875 |
|----------|------------------------|----------|--------|

Fragrance, Eucalyptus, Supreme Grade, 100% Pure

|               |               |           |        |
|---------------|---------------|-----------|--------|
| Eucalyptus-2  | 2 oz. bottle  | 9253-171  | \$ 20  |
| Eucalyptus-8  | 8 oz. bottle  | 9253-172  | \$ 35  |
| Eucalyptus-16 | 16 oz. bottle | 9253-1731 | \$ 60  |
| Eucalyptus-64 | 1 gallon jug  | 9253-175  | \$ 320 |

## Wall Mount, Fold Down Teak Shower Seat

|           |                     |          |        |
|-----------|---------------------|----------|--------|
| TEAK SEAT | 20" x 13" Teak Seat | 9270-029 | \$ 330 |
|-----------|---------------------|----------|--------|



## Wall Mount, Fold Down White Relax Shower Seat

|                                   |  |         |        |
|-----------------------------------|--|---------|--------|
| RELAX 13 1/2" x 9 1/4" White Seat |  | 9270-02 | \$ 130 |
|-----------------------------------|--|---------|--------|



## ASX120 Dual Cartridge Scale-X Water Treatment System

|            |                                |          |        |
|------------|--------------------------------|----------|--------|
| ASX120     | Scale-X Water Treatment System | 9209-012 | \$ 600 |
| ASX120-RFK | Cartridge Replacement Kit      | 9209-042 | \$ 200 |



# AK STEAM GENERATORS

## Performance Features of Amerrec AK Generators

- Sequential Temperature Control delivers a more consistent flow of Soft Steam and a more stable, comfortable steam bath experience.
- 4 sizes handle a range of steam bath sizes up to 550 cubic feet.
- AK generators can be connected together to heat steam baths larger than 550 cubic feet.
- 240 and 208 volt models can be wired in the field for 1 or 3 phase power.
- Stainless steel tank and water level probes provide years of trouble-free operation.
- Removable heating elements provide easy and economical service.



### How to select the proper AK generator kW size:

- Step 1** Calculate the cubic footage of the steam room by multiplying Length x Width x Height = cubic feet. (Maximum recommended ceiling height is 8')
- Step 2** If wall and ceiling surface material is natural stone (marble, granite, slate, travertine, porcelain tile, etc.) multiply cubic footage in Step 1 by 1.75 = cubic feet.
- Step 3** Select the appropriate kW size generator based on cubic footage range below.

| Model | kW   | Cubic Footage Min - Max | 240 Volt 1 or 3 Phase Item No. | 208 Volt 1 or 3 Phase Item No. | List Price |
|-------|------|-------------------------|--------------------------------|--------------------------------|------------|
| AK4.5 | 4.5  | 60 - 90                 | 9012-100                       | 9012-200                       | \$ 1,900   |
| AK7.5 | 7.5  | 80 - 200                | 9012-105                       | 9012-205                       | \$ 2,160   |
| AK11  | 11.2 | 175 - 375               | 9012-110                       | 9012-210                       | \$ 2,510   |
| AK14* | 14.1 | 350 - 550               | 9012-115                       | 9012-215                       | \$ 3,380   |

\* Must order (1) additional steam head for AK14

- Ganging Cable 5304-031

### Columbia Package for AK

- Includes:**
- 1 - K60 Digital Control
  - 1 - ComfortFlo Steam Head
  - 1 - ADK Auto Drain
  - 1 - ADP Drip Pan




|                      |                   |          |         |
|----------------------|-------------------|----------|---------|
| Columbia Package-CP  | Polished Chrome   | 9036-101 | \$1,300 |
| Columbia Package-PN  | Polished Nickel   | 9036-105 | \$1,300 |
| Columbia Package-BN  | Brushed Nickel    | 9036-106 | \$1,300 |
| Columbia Package-ORB | Oil Rubbed Bronze | 9036-107 | \$1,300 |
| Columbia Package-BB  | Brushed Bronze    | 9036-108 | \$1,500 |
| Columbia Package-MB  | Matte Black       | 9036-109 | \$1,500 |

# STEAM BATH CONTROLS FOR AK SERIES GENERATORS


## ADK Automatic Drain Valve for AK Series Generators

- | Model | Description   | Item No. | List Price |
|-------|---|----------|------------|
| ADK   | Automatic Drain Valve Kit for AK Series generators. Automatically drains and flushes tank after each steam bath. Order one (1) ADK drain for each generator when ordering ganged systems. | 9210-200 | \$ 400     |



## Stainless Steel Generator Drip Pan Order one per generator.

- | Model | Description   | Item No. | List Price |
|-------|---|----------|------------|
| ADP   | Stainless Steel generator drip pan with threaded drain fitting. | 9210-110 | \$ 150     |



Dimensions:  
26" x 8" x 2

## KT60 Digital Control with Built-In Temperature Sensor

- KT60 3-button digital control with on/off, temperature and time duration setting.
- Display alternates between ambient room temperature and time remaining.
- Features integral temperature sensor and must be mounted inside steam room.
- Control kit includes KT60 control, cable and ComfortFlo steam head.

| Model    | Finish            | Item No. | List Price |
|----------|-------------------|----------|------------|
| KT60-CP  | Polished Chrome   | 9111-101 | \$ 760     |
| KT60-PN  | Polished Nickel   | 9111-105 | \$ 760     |
| KT60-BN  | Brushed Nickel    | 9111-106 | \$ 760     |
| KT60-ORB | Oil Rubbed Bronze | 9111-107 | \$ 760     |
| KT60-BB  | Brushed Bronze    | 9111-108 | \$ 960     |
| KT60-MB  | Matte Black       | 9111-109 | \$ 960     |



## K60 Digital Control with Remote-Mounted Temperature Sensor

- K60 3-button digital control with on/off, temperature and time duration setting.
- Display alternates between ambient room temperature and time remaining.
- Features remote sensor and can be mounted inside or outside steam room.
- Control kit includes K60 control, sensor, cables and ComfortFlo steam head.

| Model   | Finish            | Item No. | List Price |
|---------|-------------------|----------|------------|
| K60-CP  | Polished Chrome   | 9101-101 | \$ 780     |
| K60-PN  | Polished Nickel   | 9101-105 | \$ 780     |
| K60-BN  | Brushed Nickel    | 9101-106 | \$ 780     |
| K60-ORB | Oil Rubbed Bronze | 9101-107 | \$ 780     |
| K60-BB  | Brushed Bronze    | 9101-108 | \$ 980     |
| K60-MB  | Matte Black       | 9101-109 | \$ 980     |



## R30K On/Off Non-Thermostatic Control

- R30K basic on/off control.
- Green indicator light illuminates during generator operation.
- Control can be mounted inside or outside steam room.
- Control kit includes R30K control, cable and ComfortFlo steam head.

| Model    | Finish            | Item No. | List Price |
|----------|-------------------|----------|------------|
| R30K-CP  | Polished Chrome   | 9141-101 | \$ 265     |
| R30K-ORB | Oil Rubbed Bronze | 9141-107 | \$ 265     |
| R30K-BB  | Brushed Bronze    | 9141-108 | \$ 400     |
| R30K-MB  | Matte Black       | 9141-109 | \$ 400     |



# AK STEAM BATH ACCESSORIES

## BlueCube Steam Shower Sound System

The BlueCube Steam Shower Sound System offers superior sound quality for your personal steam shower. The BlueCube hideaway stereo is designed to be out of sight and plays music wirelessly via Bluetooth enabled device or smartphone. Includes an RF 2-way remote control and a pair of waterproof flush-mount 2-way speakers.



|          |                             |          |         |
|----------|-----------------------------|----------|---------|
| BLUECUBE | Sound System, Speakers      | 9252-058 | \$1,300 |
| SPEAKERS | Waterproof Speakers, 1 pair | 9252-030 | \$ 500  |

## LED Light Kit - For use with K60 or KT60 Control Only

Chromatherapy/ White light kit includes two (2) LED's, housing and transformer. Maximum of two (2) LED's per transformer. Separate control provided in package to control lights.



|            |                             |          |        |
|------------|-----------------------------|----------|--------|
| LED Kit-AK | Chromatherapy/White LED Kit | 9223-214 | \$ 900 |
|------------|-----------------------------|----------|--------|

## Fragrance Injector Pump Kit - For AK Models

Delivers essence oils directly into the copper steam line. Pump kit includes on/off control, one (1) 16 oz bottle of Eucalyptus oil and wall mounted caddy.



|        |  |          |        |
|--------|--|----------|--------|
| A220FP |  | 9223-227 | \$ 900 |
|--------|--|----------|--------|

## Fragrance, Eucalyptus, Supreme Grade, 100% Pure

|               |               |           |        |
|---------------|---------------|-----------|--------|
| Eucalyptus-2  | 2 oz. bottle  | 9253-171  | \$ 20  |
| Eucalyptus-8  | 8 oz. bottle  | 9253-172  | \$ 35  |
| Eucalyptus-16 | 16 oz. bottle | 9253-1731 | \$ 60  |
| Eucalyptus-64 | 1 gallon jug  | 9253-175  | \$ 330 |



## Wall Mount, Fold Down Teak Shower Seat

|           |                     |          |        |
|-----------|---------------------|----------|--------|
| Teak Seat | 20" x 13" Teak Seat | 9270-029 | \$ 330 |
|-----------|---------------------|----------|--------|



## Wall Mount, Fold Down White Shower Seat

|       |                             |         |        |
|-------|-----------------------------|---------|--------|
| Relax | 13 1/2" x 9 1/4" White Seat | 9270-02 | \$ 130 |
|-------|-----------------------------|---------|--------|



## ASX120 Dual Cartridge Scale-X Water Treatment System

|                                       |                           |          |        |
|---------------------------------------|---------------------------|----------|--------|
| ASX120 Scale-X Water Treatment System |                           | 9209-012 | \$ 600 |
| ASX120-RFK                            | Cartridge Replacement Kit | 9209-042 | \$ 200 |





# AI SERIES COMMERCIAL STEAM BOILERS

## ALL MODELS NOW INCLUDE LOW WATER CUT-OFF

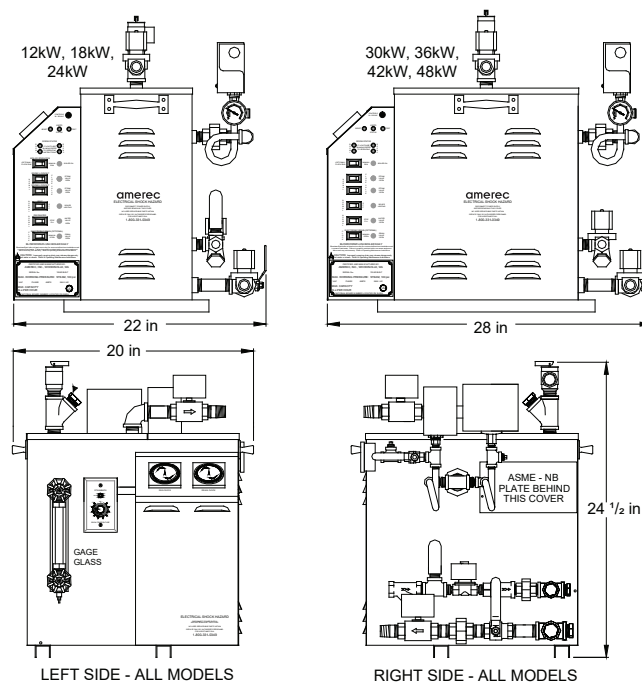
Ideal for large steam rooms, the Amerec AI Series is designed for user enjoyment, ease of operation and long life. The AI boilers are engineered for easy on-site maintenance and hands-off, automated operation. Amerec engineering and technology incorporates several unique features, making the AI Series the ideal choice for large commercial steam rooms.

### AI Series Boiler Features

- UL Listed, cUL Listed, tested to UL834
- ASME H-Stamped Low-Pressure Vessel, National Board registered.
- Multiple safety features, including:
  - Sight Glass
  - Three-level water sensing system with integral LWCO (low water cutoff)
  - Control system per CSD-1
- Low Water Cut-Off (LWCO) with manual reset prevents heating should the water level drop below safe levels.
- Room “over-temperature shut down” turns boiler elements off and blinks indicators to show alarm.
- All steel construction with powder coat finish and stainless steel feet to prevent corrosion.
- Designed for easy serviceability: indicator lights with integral diagnostics, simple service access and control.
- One steam valve for single room operation.
- Two-room operation with each room controlled individually. Requires 2-room thermostatic control kit.
- CoolFlush™ Auto Drain option performs recommended daily draining and flushing to reduce sludge and scale build up:
  - Anti-vacuum drain system reduces gurgling noises and slow draining.
  - Drain clock allows system to start at desired time of day, whether the generator is on or off.
  - Cools water in tank to 140°F or less to prevent damage to plumbing drain system.
- Optional 24-hour and 24-hour / 7-day integral run and drain clocks.
- Optional “Refresh” control provides short bursts of steam on demand with a simple push button switch inside the steam room. Provides a 15 to 20 second burst of steam even if the room is at set temperature and does not call for steam.



### AI Series Commercial Steam Boiler Dimensions



# AI SERIES COMMERCIAL STEAM BOILERS

## ALL MODELS NOW INCLUDE LOW WATER CUT-OFF



| Model | kW | Max Cubic |  | Steam Lbs.<br>Per Hour | Electrical Specifications |       |      | Item No. | List Price |
|-------|----|-----------|--|------------------------|---------------------------|-------|------|----------|------------|
|       |    | Footage   |  |                        | Volts                     | Phase | Amps |          |            |
| AI-12 | 12 | 550       |  | 36                     | 208                       | 1     | 59   | 9006-120 | \$ 6,850   |
| AI-12 | 12 | 550       |  | 36                     | 240                       | 1     | 51   | 9006-121 | \$ 6,850   |
| AI-12 | 12 | 550       |  | 36                     | 208                       | 3     | 34   | 9006-123 | \$ 6,850   |
| AI-12 | 12 | 550       |  | 36                     | 240                       | 3     | 30   | 9006-124 | \$ 6,850   |
| AI-12 | 12 | 550       |  | 36                     | 415                       | 3     | 18   | 9006-125 | \$ 6,850   |
| AI-12 | 12 | 550       |  | 36                     | 480                       | 3     | 15   | 9006-126 | \$ 6,850   |
| AI-18 | 18 | 900       |  | 54                     | 208                       | 1     | 88   | 9006-180 | \$ 7,350   |
| AI-18 | 18 | 900       |  | 54                     | 240                       | 1     | 76   | 9006-181 | \$ 7,350   |
| AI-18 | 18 | 900       |  | 54                     | 208                       | 3     | 51   | 9006-183 | \$ 7,350   |
| AI-18 | 18 | 900       |  | 54                     | 240                       | 3     | 44   | 9006-184 | \$ 7,350   |
| AI-18 | 18 | 900       |  | 54                     | 415                       | 3     | 27   | 9006-185 | \$ 7,350   |
| AI-18 | 18 | 900       |  | 54                     | 480                       | 3     | 22   | 9006-186 | \$ 7,350   |
| AI-24 | 24 | 1200      |  | 73                     | 208                       | 1     | 116  | 9006-240 | \$ 8,200   |
| AI-24 | 24 | 1200      |  | 73                     | 240                       | 1     | 101  | 9006-241 | \$ 8,200   |
| AI-24 | 24 | 1200      |  | 73                     | 208                       | 3     | 68   | 9006-243 | \$ 8,200   |
| AI-24 | 24 | 1200      |  | 73                     | 240                       | 3     | 59   | 9006-244 | \$ 8,200   |
| AI-24 | 24 | 1200      |  | 73                     | 415                       | 3     | 36   | 9006-245 | \$ 8,200   |
| AI-24 | 24 | 1200      |  | 73                     | 480                       | 3     | 29   | 9006-246 | \$ 8,200   |
| AI-30 | 30 | 1500      |  | 91                     | 208                       | 3     | 85   | 9006-303 | \$ 9,200   |
| AI-30 | 30 | 1500      |  | 91                     | 240                       | 3     | 73   | 9006-304 | \$ 9,200   |
| AI-30 | 30 | 1500      |  | 91                     | 415                       | 3     | 44   | 9006-305 | \$ 9,200   |
| AI-30 | 30 | 1500      |  | 91                     | 480                       | 3     | 36   | 9006-306 | \$ 9,200   |
| AI-36 | 36 | 1800      |  | 109                    | 208                       | 3     | 101  | 9006-363 | \$ 9,700   |
| AI-36 | 36 | 1800      |  | 109                    | 240                       | 3     | 88   | 9006-364 | \$ 9,700   |
| AI-36 | 36 | 1800      |  | 109                    | 415                       | 3     | 53   | 9006-365 | \$ 9,700   |
| AI-36 | 30 | 1800      |  | 109                    | 480                       | 3     | 43   | 9006-366 | \$ 9,700   |
| AI-42 | 42 | 2100      |  | 127                    | 208                       | 3     | 118  | 9006-423 | \$ 10,200  |
| AI-42 | 42 | 2100      |  | 127                    | 240                       | 3     | 102  | 9006-424 | \$ 10,200  |
| AI-42 | 42 | 2100      |  | 127                    | 415                       | 3     | 62   | 9006-425 | \$ 10,200  |
| AI-42 | 42 | 2100      |  | 127                    | 480                       | 3     | 51   | 9006-426 | \$ 10,200  |
| AI-48 | 48 | 2400      |  | 145                    | 240                       | 3     | 117  | 9006-484 | \$ 10,700  |
| AI-48 | 48 | 2400      |  | 145                    | 415                       | 3     | 70   | 9006-485 | \$ 10,700  |
| AI-48 | 48 | 2400      |  | 145                    | 480                       | 3     | 58   | 9006-486 | \$ 10,700  |

Note: It is recommended that one steam head be installed for every 12 kW.

Thermostat kits required for each boiler include two (2) steam heads.

Please order additional steam heads as required for 30 kW and larger AI boilers.

Please select required and optional controls for AI Series Boilers on next page.



### Club 190 Steam Door Handicap Accessible, ADA compliant.

A heavy glass door with sturdy aluminum frame, excellent for high-use commercial applications.

- Door opening is 36" x 84"; frame size is 39-1/2" x 85-3/4"
- Custom sizes available. Please call for quote.
- Vinyl sweep.
- Hydraulic closer included. Closer to be mounted on exterior side of door.
- Push - Pull handles included.
- 31-3/8" x 70-1/8" clear 1/4" tempered glass.
- Optional 1" insulated glass provides increased thermal efficiency.

|   |                |
|---|----------------|
| Standard 40" x 86" door with Aluminum frame | \$ 2,900       |
| Add for Bronze frame                        | \$ 275         |
| Add for 1" insulated glass                  | \$ 700         |
| Custom Size Doors                           | Call for Quote |

# AI SERIES COMMERCIAL BOILER CONTROLS AND OPTIONS

**One of the following thermostatic control kits is required for all AI Series boilers.**

| <u>Model</u> | <u>Description</u>  | <u>Item Number</u> | <u>List Price</u> |
|--------------|---|--------------------|-------------------|
| T100B-1      | T100 Touch control kit for 1 room installation.<br>For use with all models.<br>Includes Touch screen control, sensor, cables and 2 ea.<br>3/4" Chrome steam heads.  | 9150-103           | \$ 1,475          |
| T100B-2      | T100 Touch control kit for 2 room installation.<br>12-24kW models.  | 9150-104           | \$ 2,950          |
|              | T100 Touch control kit for 2 room installation.<br>30-48kW models<br>Includes 2 Touch controls, 2 sensors, cables,<br>1 steam solenoid valve assembly and 4 ea.<br>3/4" Chrome steam heads.                               | 9150-106           | \$ 2,950          |
| IT1          | Thermostat for 1 room installation.<br>For use with all models.<br>Includes thermostat control, sensor, cables and<br>2 ea. 3/4" Chrome steam heads.  | 9226-30            | \$ 475            |
| IT2          | Thermostat for 2 room installation.<br>12-24kW 208V, 240V & 480V models.  | 9226-20            | \$ 1,375          |
| IT2          | Thermostat for 2 room installation.<br>12-24kW 415V Export models.  | 9226-21            | \$ 1,375          |
| IT2          | Thermostat for 2 room installation.<br>30-48kW 208V, 240V & 480V models.  | 9226-22            | \$ 1,375          |
| IT2          | Thermostat for 2 room installation.<br>30-48kW 415V Export models.<br>Includes 2 IT1 thermostat controls, 2 sensors, cables,<br>1 steam solenoid valve assembly and 4 ea. 3/4" Chrome steam heads.                        | 9226-23            | \$ 1,375          |
| IT1-M        | Boiler mounted thermostat for 1 room installation.<br>For all models. Includes thermostat control, sensor,<br>cables and 2 ea. 3/4" Chrome steam heads.   | 9226-301           | \$ 525            |
| IT2-M        | Boiler mounted thermostat for 2 room installation.<br>12-24kW, 208V, 240V & 480V.   | 9226-201           | \$ 1,500          |
| IT2-M        | Boiler mounted thermostat for 2 room installation.<br>12-24kW, 415V Export.   | 9226-211           | \$ 1,500          |
| IT2-M        | Boiler mounted thermostat for 2 room installation.<br>30-48kW, 208V, 240V & 480V.   | 9226-221           | \$ 1,500          |
| IT2-M        | Boiler mounted thermostat for 2 room installation.<br>30-48kW 415V Export. All IT2-M units include 2 IT1<br>thermostat controls, 2 sensors, cables, 1 steam solenoid<br>valve assembly and 4 ea. 3/4" Chrome steam heads. | 9226-231           | \$ 1,500          |



# AI SERIES COMMERCIAL BOILER CONTROLS AND OPTIONS

## Optional controls and accessories for AI Series boilers.



| Model      | Description  | Item No.  | List Price |
|------------|--|-----------|------------|
| ADI        | CoolFlush™ auto drain and flush system   | 9210-118  | \$ 920     |
| ADI        | CoolFlush™ auto drain and flush system. 230V for Export  | 9210-119  | \$ 920     |
| ADI-D      | CoolFlush™ auto drain and flush system with Digital Run Clock  | 9210-116  | \$ 950     |
| ADI-D      | CoolFlush™ auto drain and flush system with Digital Run Clock<br><i>230V available for Export</i>                                    | 9210-117  | \$ 950     |
| IDS        | In room "Refresh" control for a quick burst of steam on demand   | 9226-05   | \$ 270     |
| I60        | 15/30/60 minute automatic bath timer to control steam flow in steam rooms with intermittent use. Bath run time is switch selectable. | 9226-10   | \$ 200     |
| I24/7      | 7 Day Time Clock with 2 hour on/off segments. 120V.  | 9226-15   | \$ 140     |
| I24/1      | 24 Hour Time Clock with 30 minute on/off segments. 120V.   | 9226-16   | \$ 140     |
| I24/7      | 7 Day Time Clock with 2 hour on/off segments.<br>230V / 50Hz available, Call for information   | 9226-17   | \$ 140     |
| I24/1      | 24 Hour Time Clock with 30 minute on/off segments.<br>230V / 50Hz available, Call for information                                    | 9226-18   | \$ 140     |
| D24/7      | 24 Hour 7 Day Digital Time Clock with Battery Back Up. 120V  | 9226-19   | \$ 250     |
| D24/7      | 24 Hour 7 Day Digital Time Clock with Battery Back Up.<br>230V / for Export  | 9226-191  | \$ 250     |
| CFSH-34    | ComfortFlo™ 3/4" Steam Head w/ insulator.<br>Other finishes available.   | 8816-31   | \$ 180     |
| AROMA      | Commercial grade aroma therapy pump with mounting bracket.<br>Single room system. Includes control - IDS Refresh                     | 9223-229  | \$ 1,500   |
|            | Commercial grade aroma therapy pump with mounting bracket.<br>Two room system. Includes control - IDS Refresh                        | 9223-2291 | \$ 3,000   |
| ASX200     | Dual Cartridge Scale-X Filter System   | 9209-020  | \$ 765     |
| ASX200-RFK | ASX200 Filter Replacement Kit  | 9209-051  | \$ 260     |

Emergency Stop Switch *Call for information and pricing*

High Temperature Alarm *Call for information and pricing*